



WORLD'S LARGEST TOURNAMENT
FISHING ORGANIZATION
www.mlfsouthafrica.com



www.sabass.com

SA baars BASS

Issue 296




Rigging Topwater Lures

RSA: R49.50 (incl. VAT)
Other Countries:
R43.04 (Tax excl.)



25 012



9177160714270021

SUMMER Bassin'

- Techniques
- Tactics

How To Catch Bass In Summer | Mid-summer Bass Fishing | Bass Fishing Heavy Cover | Hooked On Bass Fishing | Bassing All Day
Finding Bass When The Rains Pass | Rigging Topwater Lures | Overcoming Summers Toughest Scenarios | SA BASS Hengelaweek
Baarsengel Vanaf 'n Opblaasboot | About Lonnie Stanley | Basics 4 Beginners | Industry News And More...

GHOST

/ LOWRANCE EST. 1957



QUIET BY NAME. POWERFUL BY DESIGN.

Reliable, rugged and built to last, the ultra-quiet Lowrance® GHOST™ freshwater trolling motor lets anglers fish longer, run faster and move in closer without spooking fish. GHOST has a revolutionary brushless motor with the most thrust and the longest run time of any trolling motor on the market. With integrated Lowrance® sonar options, waypoint anchoring and a three-year warranty. There's no reason not to believe in the Lowrance® GHOST freshwater trolling motor.



3-YEAR
WARRANTY



360° BREAKAWAY
MOUNT



GPS ANCHORING
SYSTEM



BUILT-IN
HDI SONAR



INTERCHANGEABLE
SONAR SYSTEM

For more information, contact your nearest dealer or:

031 368 6649 • sales@lowrance.co.za • www.lowrance.co.za

LOWRANCE®

SOUTH AFRICA

SA BASS Magazine:	is published monthly (12 issues per annum) by BB Publications (Pty) Ltd (2023/818376/07)
Office Hours:	Our office hours are Monday to Friday, 08:15 to 16:15
Contact Numbers:	Office: (065) 849 3264, Alternative: (083) 306 2718
Website:	www.sabass.com
Facebook:	SA BASS Magazine
Editor:	Hannes Lindeque – hannes@sabass.com
Assistant editor:	Philip Kemp – philip@sabass.com
Advertising Manager:	Wilma Lindeque – wilma@sabass.com
Subscriptions:	Hannes Lindeque – hannes@sabass.com
Digital subscriptions:	www.magzter.com
Layout and Design:	Storm Deezigns - dee@stormdeezigns.co.za

About SA BASS magazine:

SA BASS, which is editorially and financially independent, is a monthly magazine catering exclusively for the bass angling community in Southern Africa. SA BASS is distributed country-wide to outlets, not only in South Africa, but also in Namibia, Swaziland and Botswana.

SA BASS is designed as a specialist bass fishing publication and has catered for a well-defined niche market since April 2001. It enjoys the support and endorsement of non-government organisations, but is not affiliated in any way to these bodies or to any other publishing, environmental or political interest group.

Our mission is to promote bass angling as a socially acceptable and popular outdoor recreational activity, and in addition, to encourage acceptable angling ethics. As such, SA BASS provides pertinent information on a wide range of subjects. These include providing a platform for informed debate on issues affecting the sport of bass angling, providing information on bass angling strategies and techniques, bass angling waters and opportunities, and also creating awareness of new products.

Within this editorial mix, due consideration is given to developing the sport among all the country's people (including the youth), and to the practical conservation of the country's natural resources.

Copyright is expressly reserved and nothing may be reproduced in part or whole without the permission of the publisher. All enquiries regarding editorial correspondence, manuscripts and photographs should be directed to: editor@sabass.com

The publisher and editorial staff are not responsible for researching and investigating the accuracy or copy right of the material provided for publication in SA BASS magazine. While every effort is made to ensure the accuracy of the contents of this magazine, the publisher does not accept responsibility for omissions or errors or their consequences. Readers are advised to use this information with the understanding that it is at their own risk. The views expressed in this magazine are not necessarily those of the publisher, the editor, editorial staff.

REGULARS & FORUMS

06 "Overcoming summers toughest scenarios"

Any summer day on the water can change within a few hours and there are multiple scenarios which can present themselves for the angler to consider – Roger Donaldson



10 "Rigging techniques for topwater lures"

Nothing beats the heart-pounding thrill of a bass smashing a topwater lure. To maximize your success, proper rigging is key – Hannes Lindeque



13 "Fishing 101: - Mid-summer bass fishing"

This is the perfect time to sharpen skills and enjoy the peace of our country's beautiful nature.



How to use QR-codes


1. Open the QR-code reader/scanner app on your smartphone. Most smartphones models often have an app pre-installed. If not, visit your phone's app store and download the app.
2. Keep a steady hand while the QR-code is centred on the screen.
3. As soon as it is done scanning, whatever information should present itself for your viewing pleasure.



16 “Finding bass when the rains pass”
Between fluctuating water temperatures, water clarity changes and perhaps rising levels there are a lot of factors at play which all affect bass behaviour – Jay Röhm-Williams



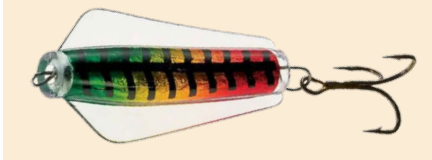
18 “Bass fishing heavy cover”
Heavy cover is excellent during the hot summer months, especially midday when bass seek refuge from the sun.



20 “How to catch bass in summer”
This guide will walk you through the essentials for a successful summer bass fishing adventure.



22 “Hooked on bass fishing”
Why are late afternoons, and early mornings, one of the best times to go bass fishing? – Hannes Lindeque



24 “Preparing for bassing all day”
The prospect of being out all day catching bass however can leave our common senses in the dust if we don't prepare ourselves properly.
– Jay Röhm-Williams



28 “Baarshengel vanaf 'n opblaasboot”
As jy dus 'n goedkoper en eenvoudiger opsie oorweeg, sal jy gou besef - dis dalk die beste belegging wat jy ooit in jou hengeltoekoms kan maak – Philip Kemp



32 “SA BASS hengelnaweek”
Elke jaar is daar een naweek waarna ons almal uitsien en 'n tradisie wat al agt jaar aan die gang is – Philip Kemp



36 “Die Heldesaal - Lonnie Stanley”
In die wêreld van professionele baarshengel is daar min name wat soveel respek afdwing soos Lonnie Stanley – Philip Kemp



40 “South Africa Dam Levels”
A list of the latest water levels of some of South Africa's biggest water reservoirs.



COLUMNS & DEPARTMENTS

- 04 My Cast
- 08 Readers-go-Bassing
- 23 Op my houtbordjie
- 26 Towing Tip & Find a Word
- 35 Basics for beginners
- 38 Gear Up

TOURNAMENT NEWS

30 >> MLF Toyota Series Championship 2025



ON THE COVER

“3.0kg, Maurice Kemp, Rhenosterkop Dam, MP”
Image: Marlene Kemp



My Cast



There's something special about summer bass fishing; the long, golden days, warm evenings, and the promise of big bites under blue skies. In this issue, we dive into everything that makes December one of the most exciting times to be on the water.

Our feature "How to Catch Bass in Summer" sets the tone, guiding you through essential techniques for success in the heat. "Fishing 101: Mid-summer Bass Fishing" reminds us why this time of year is perfect for sharpening skills and reconnecting with nature's calm. For those who love a challenge, "Bass Fishing Heavy Cover" and "Overcoming Summer's Toughest Scenarios" explore how to adapt when bass hide deep or conditions shift unexpectedly.

We also look at the finer details that make or break a good day - from "Preparing for Bassing All Day" to "Finding Bass When the Rains Pass." And if you're craving surface action, "Rigging Techniques for Topwater Lures" delivers the excitement every angler dreams of... that explosive strike on a calm morning.

This issue also celebrates community and tradition. Our "SA BASS Mannenaweek" highlights a gathering that's become a beloved annual event, while "Bass Fishing from an Inflatable Boat" shows that great fishing adventures

don't always require a big investment. Finally, in our "Hall of Fame" tribute, we honour the legendary Lonnie Stanley, a name etched deeply in the history of professional bass angling.

So grab your rods and make the most of what summer has to offer. The bass are waiting.

Merry Christmas to everyone - may your lines sing with joy!

Hannes Lindeque, *Publisher*

SA BASS GET YOUR DIGITAL VERSION ONLY ON MAGZTER

ONLY R28pm

For your Apple, Android or Windows

Compatible with: Google play SA BASS App Store VISA DEBIT ORDER EFT

<http://www.magzter.com/>

Contact us:

E-mail: hannes@sabass.com

BB Print, P.O. Box 24938, Gezina, 0031, Fax: 086 234 5052



100% UV PROTECTION



It's clear to see why Ballistic eyewear is the first choice for outdoor sporting apparel. Designed, developed and put to the test, Ballistic eyewear meets the strict USA and Australian standards, ensuring protection from all the elements. With 100% UV protection, UV400 A, B & C and Bio Resin frames, you can face any outdoor sport in style and comfort.

Because let's face it, when you're conquering the outdoors, quality, protective eyewear simply makes sense. So choose ballistic eyewear for your next adventure and see for yourself.

www.ballisticeyewear.co.za



1MM POLARISED
LENSES



BIO RESIN
FRAME



100% UV
PROTECTION

Ballistic 
POLARIZED EYEWEAR

OVERCOMING SUMMERS TOUGHEST SCENARIOS

What attracts bass anglers so readily to their sport is that the seasons present a myriad of changing fishing scenarios for them to explore. Let's look at some of the toughest possibilities that you can expect over the summer months and how to turn them to your advantage.



A perfect summer day with sun setting over Rhenosterkop Dam

>> Roger Donaldson

I can confidently rate summer as my most enjoyable season for targeting bass. It goes without saying that over the spring period many bass fishermen have quickly scribbled up their personal best catches. Although this shallow water fishing for bedding bass rates as enormously exciting in any bass enthusiasts' book, I can't ignore the minor predictability of the spring season.

Any summer day on the water can change within a few hours and there are multiple scenarios which can present themselves for the angler to consider. The most predictable and likely of all these will be when heavy rainfall pushes stained water into dam. By highlighting this one change you can be more prepared for the fishing ahead.

Preparing for rainfall & stained water conditions:

I've noted too many occasions when bass anglers get upset about the discolouration of water due to heavy rains. This should actually be the complete opposite, as the discolouration of water is going to help you define where the fish will be and then ultimately help you gauge what bait to use.

Let's take the looming possibility where vegetation is present at your chosen dam and recent rainfall stained the

water. It would be a sure bet that the bass' prey will seek cover close to, if not deep inside the vegetation.

Don't let this turn you off as there are a variety of methods that could be successfully employed to target bass in this environment. It's important that fishermen consider the most suitable tackle, technique, and lure to present in this scenario in order to get the best strike and landing ratio.



A Texas rig with a bullet weight and either an offset wide gap hook skin hooked (top) or straight shank worm hook with point in baits body (bottom)

1. Spinnerbait

This would be my first choice. A spinnerbait is uncannily weedless and you can cast your way around submerged weed beds without too much concern about getting hooked in the vegetation. Furthermore, a spinnerbait can be cast out and fished very quickly to assess whether there are actually active fish feeding in the area. It's a key factor amongst the competitive bass fishermen in that they get to test the area quickly and move on to the next if it's not productive.

Be sure to rig up your spinnerbait on a rod with a reasonable backbone (medium/heavy) when fishing through and around the vegetation and spool up with slightly heavier line than normal, 15lb should do it.

2. Top water bait

Plastic frogs are a classic lure to rig up with in shallow vegetation. Considering we are targeting submerged vegetation (and it is most likely that this cover is fairly shallow i.e. one to six feet). In this situation the frog can be your new best friend. Sticking close to the outside edges, as well as casting directly over the middle of the vegetation can attract some of your biggest and most exciting top water bites. Big bass are opportunists and will regularly seek out a bulky top water feeding opportunity in the summertime. The shallower you are in stained water conditions the better, as light penetration will give the bass that little extra advantage to distinguish the profile of their prey and be more prone to attack.

Choosing a heavy action rod and braided line is the ultimate choice for this purpose and will assist in keeping the frog on the surface, a positive hook set, and getting the fish out of the cover effectively.

3. Texas rigged plastic

Sometimes we need to take cognisance of the fact that bass can be a lazy predator and will sit very tight to structure, hoping the bait will fall directly in front of their faces. This is too often the case in stained water and a perfect opportunity to prepare with a Texas rigged plastic.

Your choice of plastic lure can vary substantially. Keep in mind that if the vegetation is matted and thick it will be easier to punch through with a stream lined bait such as a Super Fluke or Senko for example. Choosing creature style baits in open patches of cover and pitching into gaps between the vegetation is a great tactic. Once you've cast to your spot, feed line from your reel in order to get the lure to hit the bottom – and NEVER forget to keep a sharp eye for any sudden twitch on your line.


Texas rigging in this scenario would require that you use a stiff, heavy action rod and between 17 to 25lb fluorocarbon line to give yourself a better chance of getting your bass out of the weed and into the boat.

4. Crankbaits

Leaving the vegetation aside though and taking our stained water scenario into the river area consisting of rocks and boulders, it would pay off to get cranking. The bass and baitfish will act similarly around rocks as they did around vegetation, using the rocks as an ambush point for their prey.

Selecting a crankbait to suit the depth of the river bed and with your boat positioned into the current you can make multiple casts to quickly locate any submerged boulders. As the bait strikes the rock you can briefly slow down your retrieve and then speed up again immediately as the lure comes free of the structure. Try to keep contact with the structure at all times, as it is this erratic action of deflection which is truly irresistible to the bass!

The techniques described in this article have been implemented in our dams countrywide and examples of fisheries which will offer this type of situation this summer will be numerous. I hope to see you enjoying fishing the next thunderstorm stained dam and putting to use those techniques to improve your catches. 🐟



Submerged vegetation provides a hiding place for fodder and an ambush point for bass

READERS GO BASSING


To feature in "Readers go Bassing" send your story and pictures to editor@sabass.com
All photos published in "Readers-go-Bassing" are for the exclusive use of SA BASS Magazine. Any photos previously published by other magazines will not be considered.



ZORTEX BAIT

Zortex Baits continues to deliver incredible results out on the water! Our proudly South African, locally manufactured lures are designed, tested, and proven specifically for SA fishing conditions. Just look at our Zortex Baits ambassadors putting in the work and landing some quality fish! Every bait is crafted with precision, action, and durability to help you hook more fish and fish with confidence. Whether you're chasing bass in your local dam or exploring new waters, trust the lures that are made for our environment and built by anglers who know what it takes. Zortex Baits are locally made, fish-approved! – *Dewald Strydom*

(Zortex Baits is 'n plaaslike produk ontwikkel vir Suid-Afrikaanse omstandighede – Red.)




LOCAL IS LEKKER

Nicolien Janse van Rensburg het hierdie mooi vis van 1,4kg einde Oktober by De Zeekoe Guest Farm River Cabin gevang met 'n Zortex Baits Junebug FlexiTail aan 'n Texas-strop. Sy het haar aas so na as moontlik aan die riete, in bietjie dieper water, gegooi en het stadig gehengel. In totaal het hulle drie visse gevang.



INANDA

Tiaan was vroegoggend op 30 September by Inandadam. Terwyl hy die diep "drop-offs" en rotsriwwe met sy LiveScope uitgekyk het, het hy hierdie 3,2kg bass gevang met 'n Stealth Stick op 'n "Wacky-rig". Hy het opgehou tel nadat hy reeds 15 visse geland het.



STADIG

Ek, Izel Cilliers en Nicolien Janse van Rensburg was einde Oktober saam by De Zeekoe Guest Farm River Cabin. Dit was 'n warm dag, maar redelik winderige middag. Die visse was redelik stil, so ons het ons aanbiedings aangepas en stadiger gehengel.

Izel het 'n Zortex Baits Junebug PowerCraw aan 'n Texas-strop gebruik en het so naby as moontlik aan die riete, in effens dieper water gehengel. Nadat die aas water getref het, het sy eers 'n paar telling gewag voordat sy die aas stadig ingebring het. Hierdie vis het 1,6kg geweeg.



LALIZAS MARINE RSA

Lalizas Marine RSA (Pty) Ltd: 32 Carlisle Street, Paarden eiland, 7405, Cape Town, South Africa.
Tel: +27 21 510 4021, e-mail: rsa@lalizas.co.za. www.lalizas.com

HIDEA EF60

Powerful, fuel-efficient, and corrosion-resistant.



<p>Lofrans' WINDLASSES THE ORIGINAL WINDLASS</p> <p>Manufacturer of windlasses & anchor management solutions</p> <p>MADE IN ITALY</p>	<p>MAX POWER CONTROL TO THE MAX</p> <p>Manufacturer of boat thrusters & maneuvering solutions</p>	<p>LALIZAS LifeSaving</p> <p>Manufacturer of safety equipment</p>	<p>ARIMAR</p> <p>Manufacturer of liferafts & inflatable boats</p> <p>MADE IN ITALY</p>	<p>Nuova Rade Marine - Plastics Technology Experts</p> <p>Manufacturer of plastic accessories for marine use</p> <p>MADE IN ITALY</p>	<p>OCEAN "FENDING", INNOVATION AND EXCELLENCE</p> <p>Manufacturer of boat fenders implementing unique technology</p>
--	--	--	---	--	---

Rigging techniques

for topwater lures



Rebel Pop-R

Nothing beats the heart-pounding thrill of a bass smashing a topwater lure.

>> Hannes Lindeque

With largemouth and smallmouth bass prowling the warm shallows of dams during December to February, topwater lures shine for explosive strikes. To maximize your success, proper rigging is key - ensuring your lure performs naturally, stays weedless, and hooks fish securely. This article dives into the nitty-gritty of rigging topwater lures, focusing on popular types like poppers, buzzbaits, hollow-body frogs, and walking baits. We'll cover setup, knots, tackle, and techniques tailored to weed-choked waters and aggressive bass.

Why topwater rigging matters

Topwater lures mimic surface prey like platannas (frogs), injured kurper, or fleeing baitfish, triggering bass to strike out of hunger or irritation. In South Africa's summer waters (20 to 28°C), bass hug weed beds, lily pads, or shaded structure, making weedless and durable setups critical. A poorly rigged lure can snag, sink awkwardly, or miss hooksets, costing you that trophy largemouth. Proper rigging ensures the lure moves naturally, stays in the strike zone, and lands fish, even in heavy cover.

Topwater lure types

Here's a quick look at the main topwater lures you'll rig for summer bass, with their ideal scenarios:

- **Poppers** - Create splashes and pops to mimic struggling baitfish. Best for open water or sparse weeds. Poppers include the Rapala Skitter Pop and Rebel Pop-R.
- **Buzzbaits** - Spin and churn, leaving a bubble trail. They are great for murky water or windy days, especially when fished around lay-downs. (Also try a Whopper Plopper - Ed.)
- **Hollow-body frogs** - They skim over thick mats or lily pads, mimicking platannas and are perfect for heavy cover. Frogs include SPRO Bronzeye and Zoom Horny Toads.
- **Walking baits** - They Zigzag or chug with a side-to-side action and are ideal for clear water or twilight bites. Favourite baits like Spooks.

Rigging essentials: Tackle setup

Before diving into specific rigging, here's the foundational gear for topwater success:

- **Rod:** 6.5 to 7 ft, medium to medium-heavy spinning or baitcasting rod with a fast tip for quick hooksets and casting accuracy.
- **Reel:** Baitcaster (6.3:1 gear ratio) for power, or a spinning reel (2500 to 3000 size) for finesse.

Tip: smooth drag is crucial for big bass runs.

- **Line:**
 - **Braided Line** (15 to 30 lb) is best for heavy cover. The line's zero stretch aids hooksets and cuts through vegetation.
 - **Monofilament** (12-20 lb) is good for open water and the line's stretch helps absorb lunging strikes.
 - **Fluorocarbon leader** (10-15 lb) for braided lines is optional: Add a 2 to 3 ft leader for stealth in clear water.
- **Hooks:** Most topwater lures come pre-rigged with treble hooks (poppers, buzzbaits) or double hooks (frogs). Upgrade to sharper, corrosion-resistant hooks like Gamakatsu EWG for better penetration.
- **Extras:** Carry pliers, extra split rings, and a hook sharpener.

RIGGING TECHNIQUES BY LURE TYPE

Each topwater lure requires specific rigging to optimize action and hook-up rates. Here's how to set them up.

1. Poppers

- **Purpose:** Mimic injured baitfish with pops and splashes.
- **Rigging:**
 - **Line choice:** 12 to 15 lb monofilament, or 20 lb braid for open water near rocky points or sparse weeds.

- **Knot:** Tie directly to the lure's split ring with a Palomar knot for strength or a loop knot (like the Rapala knot) to allow freer side-to-side action.
- **Modifications:** Add a feather or soft plastic tail to rear treble for extra flash, mimicking tilapia fry. In clear water, swap stock trebles for size 4 to 6 Gamakatsu Round Bend trebles to reduce spooking.

Hot Tip: In murky water, use poppers with rattles (e.g., Arbogast Hula Popper) and bright colours like chartreuse to draw bass from a distance.

- **Technique:** Cast near weed edges or docks, let the lure sit for 5 to 10 seconds, then pop with sharp rod twitches. Pause to let ripples trigger strikes.

2. Buzzbaits

- **Purpose:** Create a commotion with spinning blades to pull bass from cover or murky water.

• Rigging:

- **Line choice:** 20 to 30 lb braid for ripping through grass or reeds (common in Inanda Dam). Add a 12 lb fluoro leader in clear rivers for smallmouth.
- **Knot:** Use a Palomar or Improved Uni knot tied to the wire loop. Ensure the knot doesn't slip onto the blade arm, which can foul the action.
- **Modifications:** Bend the blade arm slightly upward for a higher plane, increasing splash in choppy water. Add a trailer hook (size 2/0) for short-striking bass, secured with shrink tubing to prevent snags.

Hot Tip: In windy conditions, slow-roll the buzzbait to keep it churning over weed mats.


- **Technique:** Retrieve steadily to keep blades gurgling; vary speed near cover. Pause briefly over gaps in vegetation to tempt lurking bass.

3. Hollow-Body frogs

- **Purpose:** Skim over thick lily pads or weed mats where largemouth hide.

• Rigging:

- **Line choice:** 30 to 50 lb braid is non-negotiable. Its strength pulls big bass from heavy cover.
- **Knot:** Tie a Palomar knot directly to the double hook eye. Keep the knot tight to avoid slipping during aggressive retrieves.
- **Modifications:** Trim the frog's skirt legs to 25 to 50mm for faster action in open pockets or leave long for slower, twitchy retrieves in dense mats. If hooks dull (common in abrasive weeds), sharpen or replace with 3/0 EWG double hooks.



1 Storm Chug-Bug

2 Whopper Plopper

3 SPRO Bronzeye

4 Buzzbait

5 Zarra Spook

Hot Tip: *SPRO Bronzeye in black or natural green mimics platannas perfectly. Add a rattle chamber for extra noise in murky water.*

- **Technique:** Cast onto mats, walk or hop the frog with short rod twitches, and pause in open pockets. Wait a beat after a strike before setting the hook to ensure the bass engulfs it.

4. Walking baits

- **Purpose:** Create a side-to-side “walk-the-dog” action for clear water or twilight bites.

• Rigging:

- **Line choice:** 10 to 15 lb monofilament, or 20 lb braid with a 10 lb fluoro leader for smallmouth bass in clear rivers.
- **Knot:** A loop knot is critical to maximize the lure’s side-to-side glide. Avoid tight knots like the Uni knot which restrict movement.
- **Modifications:** Upgrade trebles to size 4 to 6 Owner ST-36 for better hooksets on hard-fighting largemouth. Add a split ring to the nose for easier knot tying and better action.

Hot Tip: *Whopper Poppers in tilapia or frog patterns excel in KwaZulu-Natal dams. In ultra-clear water, downsize to a 3-inch Zara Spook for picky smallmouth.*

- **Technique:** Cast past structure, retrieve with rhythmic rod twitches to create a zigzag. Long pauses (10 to 20 seconds) near cover can trigger hesitant bass.

Knots for topwater success

Let’s compare a few knots

- **Palomar Knot:** Strong, simple, and ideal for braid or mono. Great for buzzbaits and frogs.
- **Loop Knot (Rapala Knot):** Allows lures like poppers and walking baits to move freely. Use in clear water for natural action.
- **Improved Uni Knot:** Reliable for mono in open water; less ideal for heavy braid in cover.

Hot Tip: *Always wet knots before tightening to prevent line burn, especially with braid. Rather retie your lure after each fish landed than to lose the next fish!*

Summer-specific tips

- **Weedless is king:** In weed-heavy dams like Inanda, prioritize frogs and buzzbaits with weedguards or tucked hooks to avoid snags. Bend weedguards slightly outward for better hook exposure without sacrificing weedlessness.

- **Match the hatch:** Mimic local prey, black or green frogs for platannas, white/chartreuse poppers for kurper. In fertile waters, rattles or scent boost attraction.

- **Low-light magic:** Dawn (5 to 9am) and dusk (4 to 7pm) are prime for topwaters. Target lily pads or shaded banks where bass ambush. Overcast days extend the bite and use brighter lures like Fire Tiger.

- **Midday shift:** If the sun’s high and bass retreat (common in 28°C+ water), switch to subsurface lures like Texas-rigged worms, but keep a frog ready for opportunistic casts to surface activity.

- **Gear check:** Abrasive weeds and rocks dull hooks fast. Carry a hook file and inspect trebles after every few casts. Replace split rings if they show wear to avoid losing lures.

Hot Tip: *Check your line regularly for nicks - run the line through your fingers, feeling for any roughness or damage from the lure up to the first meter.*

TROUBLESHOOTING COMMON RIGGING ISSUES

- **Lure fouling:** If trebles tangle in line (common with poppers), shorten your leader or use a loop knot for better control.

- **Snagging weeds:** For frogs, adjust weedguards upward slightly or trim skirt legs to glide smoother. With buzzbaits, slow your retrieve over mats.

- **Missed hooksets:** The key (secret) behind topwater fishing is to wait and count 1001-1002-1003 before setting the hook. For trebled lures, sharpen hooks and use a sweeping hookset with braid.

- **Line twist:** Walking baits can twist mono. Add a barrel swivel half meter above the lure or switch to braid, which resists twisting.

Final thought

Rigging topwater lures is about blending durability, stealth, and action to match summer conditions. Whether you’re popping a Skitter Pop over open water or dragging a frog through weed mats, a tight setup makes all the difference. Experiment with retrieves, keep your hooks sharp, and savour the chaos of a bass blowing up your lure.

Show off your best catch! Send us your bass fishing photos together with a short write up, and you could be featured in our **SA BASS Readers-go-Bassing** section! Email your pictures to editor@sabass.com and share your story with fellow anglers! 🐟



Insert a glass rattle chamber into your soft plastic bait for extra noise in murky water

FISHING 101: Mid-summer bass fishing

Mid-summer brings long, hot days and plenty of sunshine, and for bass anglers, it can be both a challenge and a thrill. During this time, bass tend to become more elusive, often seeking the cooler, deeper pockets of water. But don't let that discourage you, this is the perfect opportunity to sharpen skills and enjoy the peace of our country's beautiful nature.



Timing and conditions play a crucial role

The first thing to understand is where the bass like to hide during the heat of summer. Shallow areas near rocks, submerged trees, and weed beds are still productive early in the morning and late in the evening when the water is cooler. During the peak sun hours, bass usually retreat to deeper water, often near drop-offs, submerged structures, or cooler inflows. Using a fish finder, shoreline contours or simply observing water currents can help you identify these areas.

When it comes to tackle, simplicity is key for the average angler. Medium-heavy action rods paired with spinning reels are versatile and easy to handle. Soft plastic lures rigged weedless, such as wacky-rigs or Texas rigs, are reliable for most situations.

Topwater lures can be exciting early in the morning, producing explosive strikes, but during the heat of the day, heavier lures that sink deeper tend to perform better. Remember, patience is just as important as technique.



Weed beds are still productive

Bass are less active in mid-summer, so slow and steady presentations often win the day.

Timing and conditions play a crucial role. Early morning and late afternoon are prime fishing times, with cloudy or overcast days often bringing more consistent bites throughout the day. Wind can also help; a light breeze over shallow areas can trigger feeding activity by creating ripples and masking your lure. Always keep water temperature in mind, as bass are more likely to bite when the water isn't too warm, typically under 28°C.

Colour selection is just as important. If you use soft plastic baits then the three basic colours to use include watermelon green, Junebug, and green pumpkin. Junebug can almost be used any time while watermelon green is ideal in clear water conditions around vegetation. Green pumpkin is a great choice when you are fishing rocky areas and where you see crabs.

For crankbaits use natural colours to mimic the available baitfish – it is called “match the hatch”.

Lastly, enjoy the experience. Mid-summer fishing isn't just about catching bass - it's about being outdoors, soaking up the sun, and creating memories with family and friends. Each cast gives you a chance to learn, adapt, and maybe even land a trophy fish. By understanding where the bass hide, choosing the right tackle, and fishing at the right time, every angler can have a rewarding and exciting mid-summer bass fishing adventure.

Show off your best catch! Send us your bass fishing photos together with a short write up, and you could be featured in our **SA BASS Readers-go-Bassing** section! Email your pictures to editor@sabass.com and share your story with fellow anglers! 🐟



Fishing is also about creating memories

Adendorff
machinery mart

BRANCHES
COUNTRYWIDE

NATIONAL CALL CENTRE
011 434 7000

 **Kinway**

WHERE POWER MEETS PRECISION

NEW
ARRIVALS



www.adendorff.co.za

All prices incl 15% vat. Prices valid as of 20 October 2025, thereafter subject to change without prior notification. Images for display purposes only. Models may differ. Published stock may not be available at all stores and is subject to stock availability. Quantities are limited. Terms and conditions apply (E&E).

AEROPRO

PROFESSIONAL

PNEUMATIC
RANGE



www.adendorff.co.za

All prices incl 15% vat. Prices valid as of 20 October 2025, thereafter subject to change without prior notification. Images for display purposes only. Models may differ. Published stock may not be available at all stores and is subject to stock availability. Quantities are limited. Terms and conditions apply (E&E).

After rain tactics

Finding bass when the rains pass



Expect water temperatures to drop after the rains pass

Some of the best bass fishing to be had can be before a cold front or in the middle of a good rainfall. After the rains have passed however things tend to change up quite dramatically.

>> *Jay Röhm-Williams*

The bass seem harder to locate and the water conditions change almost instantly leaving many a bass angler stumped. Between fluctuating water temperatures, water clarity changes and perhaps rising levels there are a lot of factors at play which all affect bass behaviour.

Dissecting these challenging influences can give even the most seasoned bass angler a headache. Thankfully though all hope is not lost and even under such tricky conditions with a bit of knowhow we can still find fish. It's always best to understand what happens to the water conditions first

WATER CLARITY


Water clarity is always going to be a major factor when it comes to catching bass. What tends to happen after a decent down pour is that under water conditions turn cloudy with visibility become next to zero. Some sections of water will be cloudier than others depending on the contour levels, soil types and vegetation present around the waters. For example where run off occurs there will be more nutrient deposits and soil washed into those particular areas.

WATER TEMPERATURE

The water temps can vary depending on how warm or cold the rain was that came down. Generally speaking rainfall usually follows a cold front and in most cases the rain will be cold and therefore cause the water temperature to drop considerably.

WATER LEVELS

If there is a substantial amount rain that has fallen then water levels may have risen. In these instances after a heavy rain this slight difference in increased water will affect the entire venues water conditions and locations that bass would normally use for cover. There now may be more and new cover available than beforehand which makes a huge difference when it comes to finding fish.



Finding tanks in shallow, flooded cover - Bradley van Vuuren

Right so considering all this information that we know about how rainfall affects bassing waters lets now shift our focus to how the bass generally react. Most bass anglers have found that when the water is cloudy, not muddy the bass tend to congregate in shallow water areas. They push out from the deep and tend to be somewhere in that mid-water mark hovering off the bottom. If the water temperature has dropped the shallow to mid depth water is far warmer than the deeper sections so bass tend to be more active in these areas. Bass will always be on the feed at some point but with the low light, cloudy water conditions they have been observed to continue feeding throughout the day. If there is also a noticeable rise in water levels bass will push up towards the bank exploring the new cover now available. Unfortunately this also tends to spread the fish out more often than not making it slightly harder to locate groups of bass.

Run off areas however can be very effective zones to target because not only do they bring in more oxygen but food and nutrients which attract prey species which bass hunt. On the flip side of this though if the water has become to churned up and muddy rather than cloudy bass will normally avoid these sections of water altogether. It seems that bass might favour new pockets of cloudier water due to feeling safer with the lower visibility on offer. Even the transitional zones between clearer water further out and the cloudy water closer to the bank don't offer have much bass activity. This leaves us fully concentrating majority of our efforts towards the shallow water and new flooded cover sections if evident.

In conclusion we can start to recognize potential areas where bass would more likely be found after the rains have

passed. Vibrating lures such as chatterbaits, spinnerbaits and rattle-traps have been found to draw more attention in such circumstances as well. Reaction bites are the name of the game we are playing and if we focus on points, coves and bays where water conditions meet our initial, optimal analysis then finding any fish present there should be easier. Bass fishing is always a sport with new challenges presented constantly. The only way to stay on top is to keep fishing and put into practice what we learn. The more we fish the more we will catch.

Rods out, safe fishing and Merry Christmas everyone! 🐟



Great after the rain catch by Dylan - Photo by Bradley van Vuuren



The calm after the storm - Photo by Bradley van Vuuren




Bernally's Fishing Lodge Magaliesburg

Self catering chalet & fishermans cabin
22 Tented & standard
camp sites on water's edge
Ablutions & boma
Day visitors welcome

Bookings essential
Email: bernallys@gmail.com
Visit: www.bernallys.yolasite.com
Tel: 071-367-6990

BASS FISHING HEAVY COVER

To fish heavy cover, focus on “high-percentage” areas within the cover, use techniques like flipping, pitching, and punching with specialized baits, and fish during prime times like summer when bass seek refuge. For techniques, use slim, snag-resistant baits like beavers or rigged Senkos and a tungsten weight to cut through thick vegetation, while also considering topwater or buzzbaits for perimeter and low-light fishing. The key is to move quietly to avoid spooking bass, especially in pressured areas.



Take responsibility for your catch



Take responsibility for your catch

Techniques and strategies

• Identify “high-percentage” areas:

Look for irregularities within the cover, such as points, docks, or unique patches of vegetation, which are more likely to hold bass.

- **Flip and pitch** to deliver baits directly into the cover.
- **Baits:** Use slim baits with shorter appendages to avoid snagging. Popular options include beavers and Texas-rigged Senkos.
- **Weights:** Use a tungsten weight to help the bait punch through thick cover.

• Punch and power fishing:

Target very thick mats of vegetation by using heavy flipping setups with tungsten weights to get the bait deep into the cover.

• Topwater and perimeter fishing:

Use topwater plugs or buzzbaits, especially in low-light conditions or when there's cloud cover, to target fish near the edges of heavy cover.

Rigging

The basic rigs to use when fishing heavy cover include:

- **Texas rig** is a simple and effective way to rig a worm or bait in heavy cover to make it weedless.
- Use the **Ned Rig** to make it snag-proof in heavy cover, or
- Insert a nail weight in the head and rig it Texas-style.
- The **Tokyo rig** is effective for getting baits through deep weeds and suspending them off the bottom. It is particularly good in areas with filamentous moss.

When to fish

- Heavy cover is excellent during the hot summer months, especially midday when bass seek refuge from the sun, and
- After a cold front when bass will move to cover for security on days following a cold front.


Lastly; be responsible. Always handle the fish with wet hand and great care; take a picture as quickly as possible and release the fish. 📸



A nail weight



The Ned rig



A Texas rigged Senko



The Tokyo rig



EAGLE EYE™

FISHFINDER WITH LIVE SONAR



Eagle Eye™ is the world's most accessible fish finder with live sonar. Focused forward and down live sonar combined with CHIRP & DownScan Imaging™ in one transducer, along with detailed C-MAP® charting options on a crystal clear IPS display.



COMPLETE, ALL-IN-ONE SONAR SOLUTION
(LIVE FORWARD + LIVE DOWN +
DOWNSCAN W/FISHREVEAL™ +
CHIRP SONAR)

DESIGNED TO FISH

CONNECT & CAST

DETAILED MAPPING



LOWRANCE®

SOUTH AFRICA

T: 031 368 6649 E: sales@lowrance.co.za W: www.lowrance.co.za



A diving crankbait

REEL IN THE BIG ONES THIS SUMMER

HOW TO CATCH BASS IN SUMMER

As the South African sun cranks up the heat, bass fishing enthusiasts know summer is prime time to hit the water. With warm temperatures and active fish, it's the season to chase largemouth and smallmouth bass in South Africa's stunning dams, rivers, and dams. Whether you're a seasoned angler or a beginner eager to hook your first bass, this guide will walk you through the essentials for a successful summer bass fishing adventure.

Why summer is bass season

In South Africa, summer (December to February) brings water temperatures between 20 to 28°C, ideal for bass activity. Largemouth bass, found in waters like the Witbank Dam and Hartebeespoort, and smallmouth bass, thriving in clearer rivers like the Breede, become more aggressive as they feed heavily to prepare for spawning. The warm weather also means longer days, giving you more time to explore the water and perfect your technique.

GEAR UP FOR SUCCESS

Before you cast your line, make sure you've got the right tools:

- **Rod and reel:** If you can only have one rod, then a medium-heavy spinning, or baitcasting rod, (6.5 - 7 feet) paired with a reel spooled with 10 to 15 lb monofilament or braided line works well for bass.

Braided line is great for heavy cover like weeds or lily pads.

- **Lures:** Summer bass love topwater lures like poppers, buzzbaits, and frogs for explosive surface strikes. Soft plastics (worms, crawfish imitations) and crankbaits in natural colours like green, brown, or shad mimic their prey. Bright colours like chartreuse can work in murky water.
- **Tackle essentials:** Pack polarized sunglasses to spot fish in clear water, a wide-brimmed hat for sun protection, and sunscreen (South Africa's UV rays are no joke). A landing net and pliers for unhooking fish are handy, too.
- **Boat or bank?:** While a boat gives you access to deeper waters, bass often hang near shorelines in summer, making bank fishing productive, especially in smaller dams or rivers.

WHERE TO FISH

South Africa boasts world-class bass fishing spots. Here are a few summer hotspots:

- **Vaal Dam (Gauteng/Free State):** Known for trophy largemouth bass, this massive dam has plenty of structure like submerged trees and rocky points.
- **Clanwilliam Dam (Western Cape):** A smallmouth bass haven. Its clear waters and rocky banks make it ideal for finesse techniques.
- **Theewaterskloof Dam (Western Cape):** Great for both largemouth and smallmouth, with weed beds and drop-offs that attract bass.
- **Inanda Dam (KwaZulu-Natal):** A largemouth paradise with warm, fertile waters and plenty of cover.

Timing is everything

Bass are most active during low-light periods, early morning (dawn to 09:00) and late afternoon (16:00 to dusk).

During the midday heat, they often retreat to deeper water or shaded areas under docks, trees, or weed beds.

Overcast days can extend feeding periods, so don't shy away from fishing in cloudy weather. Keep an eye on water temperature: bass feed aggressively when it's 22 to 26°C but may slow down if it gets too hot.

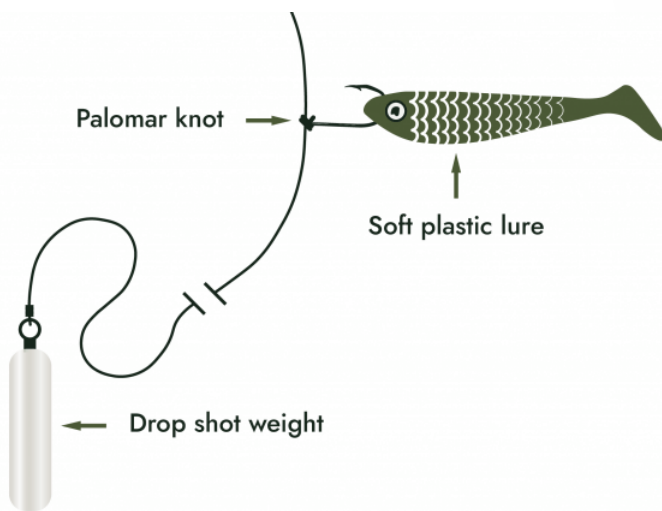


A smallmouth bass

TECHNIQUES TO HOOK A BASS

Summer bass are opportunistic feeders, but they can be picky. Here's how to tempt them:

- **Topwater action:** Early morning or evening is perfect for topwater lures. Cast a popper or buzzbait near lily pads or grass lines and work it with short, sharp twitches to mimic a struggling baitfish. Be ready for heart-pounding surface strikes!
- **Flipping and pitching:** In heavy cover like reeds or submerged trees, use a Texas-rigged soft plastic worm or crawfish. Drop it quietly into gaps and jiggle it to entice bass hiding in the shade.
- **Crankbaits for depth:** If bass are deeper (5 to 10 meters), use a diving crankbait to probe rocky points or drop-offs. Vary your retrieve speed to find what triggers a strike.
- **Finesse fishing:** In clear waters or when bass are finicky, downsize to a drop-shot rig with a small worm or minnow imitation. This works well for smallmouth in rivers like the Breede.



The drop-shot rig



Reading the water

Bass love structure and cover. Look for:

- **Weed beds:** Bass hide here to ambush prey. Cast along the edges or punch through thick vegetation with a heavy jig.
- **Rocky points and drop-offs:** These are highways for bass moving between deep and shallow water.
- **Shaded areas:** Overhanging trees, docks, or bridges provide cool spots where bass lurk.
- **Current breaks:** In rivers, bass hold behind rocks or logs to conserve energy while waiting for food.

Use a fish finder if you're on a boat to locate submerged structure or schools of baitfish, which bass follow closely.

Tips for a great day on the water

- **Stay hydrated:** Summer heat can be brutal. Carry plenty of water and take breaks in the shade.
- **Practice catch-and-release:** South Africa's bass populations thrive thanks to conservation. Handle fish gently, use barbless hooks if possible, and release them quickly to ensure healthy stocks.
- **Learn from locals:** Chat with tackle shop owners or local anglers for the latest on what's biting and where.
- **Be patient:** Bass can be moody. If one spot or lure isn't working, switch up your location or presentation.

A word on safety

South Africa's waters are beautiful but demand respect. Watch for sudden weather changes, especially thunderstorms common in summer. Wear a life jacket on boats, and be cautious of snakes or insects near the water's edge. If fishing remote areas, let someone know your plans and carry a charged phone.

Make it a summer to remember

Catching bass in summer is about more than just landing a fish, it's about soaking in the beauty of our dams and rivers, feeling the thrill of a strike, and maybe even sharing a cold drink with mates after a day on the water. With the right gear, a bit of know-how, and a sense of adventure, you're set for an unforgettable bass fishing experience. So grab your rod, hit the water, and get ready to reel in some South African bass magic!

Show off your best catch! Send us your bass fishing photos together with a short write up, and you could be featured in our **SA BASS Readers-go-Bassing** section! Email your pictures to editor@sabass.com and share your story with fellow anglers!



Polarized sunglasses are crucial



Use 10 to 15 lb monofilament line

BASICS:

HOOKED ON BASS FISHING

I still remember the evening I got permanently hooked on bass fishing. It was just after sunset, and I was bank-angling at Longmere Dam, a low concrete dam on the White River in Mpumalanga.

>> *Hannes Lindeque*

My Tasmanian Devil suddenly felt snagged, and the next moment a monster-sized bass exploded out of the water. Then, just as quickly, my line went limp... my knot had come undone. From that day on, I've been on a mission to catch bass.

Why late afternoons and early mornings are prime time

Late afternoons and early mornings are among the best times to fish for bass. These "prime windows" align perfectly with how bass behave as light and temperature shift throughout the day.

Low-light advantage

Bass are ambush predators. During low-light hours such as dawn and dusk, they can see their prey better than the prey can see them - giving bass a distinct tactical advantage.

Aggressive feeding

As the day cools and shadows stretch across the water, bass move from their daytime cover to the shallows to feed before nightfall. This is when they're often most aggressive and willing to strike.

Water temperature

Temperature plays a key role. On warm days, a slight drop in water temperature at dusk triggers bass activity. During cold spells, the water temperature usually peaks in the late afternoon, bringing lethargic bass back to life.

Reduced fishing pressure

Evenings often mean fewer boats and anglers. With less noise and disturbance, bass relax, and that's when you have the best chance of connecting with one.

How to maximize the bite

Use topwater lures

Poppers, buzzbaits, and frogs work exceptionally well in low light. Their commotion on the surface mimics panicked prey, drawing explosive strikes from hungry bass.



Target the shallows

As bass move in to feed, focus your casts around shallow cover like weed lines, fallen logs, stumps, and docks. These areas are prime ambush zones.

Consider night fishing

If the evening bite is strong, stick around after dark. Bass often feed heavily at night and rely on vibration and sound to locate prey. Use dark coloured lures that rattle or thump through the water to trigger bites.

Topwater classic: The Heddon Zara Spook

One of my all-time favourite baits for early mornings and late afternoons is the Heddon Zara Spook. This lure invented the famous "walk-the-dog" retrieve which is a side-to-side surface action that perfectly imitates a wounded baitfish.

Despite being copied hundreds of times, the Zara Spook remains the king of topwater lures.

An alternative option:

Also try the Heddon Wounded Zara Spook. It walks the dog just like the original, but features small propeller blades that add splash, vibration, and noise - making it irresistible in calm or slightly rippled water.

Pro Tip:

Always tie your topwater lure with a loop knot or a snap to let it move freely and create that smooth side-to-side motion. And double-check your knots - you don't want to lose a trophy fish like I did!

Final thought

You haven't truly been hooked on bass fishing until you've experienced a topwater strike - that heart-stopping explosion when a bass smashes your lure on the surface. It's pure adrenaline... and it's what keeps us coming back for more.

Show off your best catch! Send us your bass fishing photos together with a short write up, and you could be featured in our **SA BASS Readers-go-Bassing** section! Email your pictures to editor@sabass.com and share your story with fellow anglers! 🐟

Op my houtbordjie

AMPER JIKA-STROP

>> *Philip Kemp**

In hierdie reeks deel ons graag 'n paar truuks, of beter bekend as "hacks", met ons lesers

Soms wil 'n baars 'n aas eet wat nie noodwendig soos alle ander aas bodem toe sak nie.

Haak die hoek deur die neus van die aas en voordat dit agter weer ingehaak word, word die sinkertjie eers op die hoek geryg. Druk nou die hoek se punt soos gewoonlik deur die kunsaa.



Al wat die hengelaar nodig het, is net sy aas, 'n "tear drop" sinkertjie 1/8 en natuurlik die sagte plastiek-aas waarop jy die strop wil bou.



Die sinkertjie kan nou op die hoek vrylik rondgly en veroorsaak dat die aas onwillekeurig bodem toe sak na gelang waar die sinkertjie aan die hoek is. Die aksie veroorsaak net 'n unieke beweging wat baars nie kan weerstaan nie. 🐟

Stuur gerus jou fotos en storie vir ons na philip@sabass.com indien jy sukses met hierdie truuks gehad het.

**Philip Kemp is 'n gesoute swartbaarshengelaar en assistent-redakteur van SA BASS.*

We specialize in over-landing, rooftop tent life, off-road camping and accessories

BushCo **Overland**

South Africa

www.bushcosa.co.za

info@bushcosa.co.za



012-682-0082

061-124-6258



POPULAR PRODUCTS

- Awnings
- Roof Top Tents
- Drawers, Slides & Storage Solutions
- Roof Racks & Load Bars
- Accessories & Add-ons
- Bracketry

THE LONG SESSION PREPARING FOR BASSING ALL DAY

>> Jay Röhm-Williams



Patience and endurance gets you the biggins - Shaun Swart

There may be many an occasion that gets one excited and for a bass angler the prospect of fishing all day is definitely top of the list. Whether old or new waters, tournaments or socially, solo or with company, having a full day out on the water is always thrilling. Time constraints these days on all of us are more common than we would care to mention. So when the opportunity comes to have a decent, long bass session we grab it with both hands full of every rod we can carry. The prospect of been out all day catching bass however can leave our common senses in the dust if we don't prepare ourselves properly. This can often bring us to unfortunate realizations once we in the thick of it though all is not lost if we set ourselves up for success from the very beginning.

Tournament bass fishing and recreational bass fishing might not be entirely the same but the preparations needed to endure long hours on the water do not differ much. Bass fishing all day is a mental game as well as a physical one so it's best to sharpen our wits while fine tuning our gear.

Mental prep

In the event of a long session it is easy to become overwhelmed quickly if we do not pace ourselves accordingly. Retaining the ability to think clearly, decisively and intuitively comes only with practice and experience. It is very easy to become irritable, frustrated and stressed if we don't keep our minds in check. A loss of concentration will not only affect our fishing capabilities but in some instance even jeopardise our safety overall. The best way to combat all the negatives one could possibly encounter is to ensure a good night's sleep before hand, have a few pre-thought out game plans in mind and make sure we are consciously present from the moment we arrive.

Physical prep

If we aim to be at our best performance we need to remember what we put in is what we get out. Considering this the best advice is to guarantee our own bodies are just as well catered for as our equipment. Pack food or snacks that are easy to digest and nutritional which require little effort to either open or consume. Energy bars, biltong and a good old lunch box of premade sandwiches are just some simple food choices which will keep an angler well fuelled throughout the day. Hydration is key and the importance of this cannot be expressed enough. Yes coffee is vital, well at least to me but maintain our fluid levels during the day especially in summer will go a long way in self-preservation.

Equipment prep

This often is the area that we bass anglers put most of our concentrated effort into and it's for good reason. Line checks, reel maintenance and things like lure and tackle box assessments are fundamental to ensure we set off from the start with confidence. Make certain you have everything the night before because once you leave there is almost no chance you will turn back if you find you've



*Been comfortably prepared is essential for a long session
- Shaun Swart*



Boat checks are very important in order for long sessions

forgotten something. If we are taking the boats out make sure everything is well tuned, sufficiently operational and in sound condition from trailer to motor with no excuses. Check your batteries for scales, electronics or phones and go through everything you might need from the tiniest items to the major role players.

Gear and clothing prep


It is important to remember to stay comfortable at all times so keep this in mind when getting dressed. The elements can change at any giving moment despite what the weather forecast tells us. So rather have something and not need it than need something and not have it. Peak caps, decent polarized sunglasses, light clothing and good footwear will not only help you feel good but protect you better for longer. A good backpack to store your items in within something waterproof will give you piece of mind while still keeping your essentials safe like car keys or cell phones.

When spending a considerable amount of hours out bass fishing we must be prepared to have hiccups. Snags, line breaks and lost fish are just a few to mention. Your legs will eventually get tired and your predominant hand will take a beating from casting and retrieving. Maintaining a good posture while standing goes a long way in defeating back aches or even pulled muscles. It doesn't matter if you banking all day or cruising up and down on your craft, been aware and vigilant will prevent unnecessary injury or discomfort.

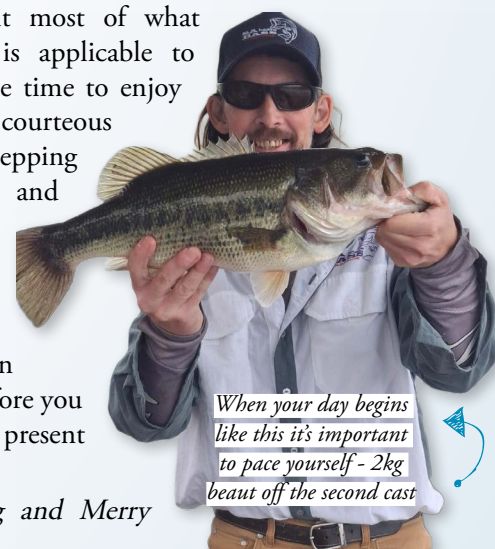
Another thing to remember is to do your homework on wherever you may be fishing. Setting ourselves up for the highest chances of success will aid your long game. Things tend to go wrong quicker if we become flustered and rushing to find fish, so take your time and place yourself accordingly. Not only will you stand a better chance of putting more fish on the scorecard but it will aid you in ensuring you make the most of every precious, fishing minute.

Summer holidays are on the horizon and bass fishing getaways could probably be on the minds of most avid, bass anglers. Even if you are competing in the competitive circuit most of what has been mentioned is applicable to us all therefore take the time to enjoy yourself. Be kind and courteous on the water without stepping on other folk's toes and with everything been said I guarantee your long sessions will be more memorable than disastrous. Maintain your cool and think before you cast but most of all stay present from start to finish.

Rods out, safe fishing and Merry Christmas everyone!



*Even at the end of the day there will still be good fish caught
- Wesley Williams*



When your day begins like this it's important to pace yourself - 2kg beaut off the second cast

QUIZ

FIND THE WORD

THERE ARE 16 DIFFERENT NAMES HIDDEN IN THIS PUZZLE, SEE IF YOU CAN FIND AND ENCIRCLE ALL OF THEM.

- Battery
- Brushpiles
- Cloudy
- Current
- Eddie
- Florida
- Humps
- Largie
- Man-made
- Overwind
- Pork-rind
- Rigs
- Shallows
- Species
- Subsurface
- Thunder

S	K	L	M	N	O	P	Q	R	S	P	U	V	W	X	Y
A	U	C	D	E	F	G	H	I	J	O	L	M	N	M	P
D	E	B	G	H	I	J	K	L	M	R	O	P	Q	A	S
F	G	H	S	J	K	L	M	N	O	K	Q	R	S	N	U
B	C	T	H	U	N	D	E	R	K	R	M	N	O	M	Q
E	A	G	H	B	R	U	S	H	P	I	L	E	S	A	T
C	D	T	F	G	H	F	J	K	L	N	N	O	H	D	R
H	I	J	T	L	M	N	A	P	Q	D	S	T	A	E	W
T	U	V	W	E	Y	Z	A	C	H	J	K	L	L	N	O
S	T	U	V	W	R	I	G	S	E	U	J	K	L	M	N
T	U	V	W	X	Y	Y	A	B	P	J	M	L	O	N	O
Z	A	B	C	E	D	D	I	E	O	E	Q	P	W	T	U
V	W	X	C	U	R	R	E	N	T	L	C	N	S	P	Q
W	F	L	O	R	I	D	A	E	L	M	N	I	P	Q	R
O	P	L	A	R	G	I	E	W	X	W	X	Y	E	A	B
Y	C	A	B	O	V	E	R	W	I	N	D	Q	R	S	T





SOMEDAY YOU'LL TELL
YOUR LIFE STORY.
ONE FISH AT A TIME.



Mercury 250 and 300hp Pro XS

Your best stories begin out here. Where the only thing on the line is what you can catch. And every cast is another chance to fill your memories with the fish of a lifetime.

**MERCURY ENGINES ARE MADE FOR EXPLORING.
SO ARE YOU. GO BOLDLY.**



MERCURY
GO BOLDLY.®

Rutherford

Marine

Exclusive Distributor of Mercury and MerCruiser

EXPLORE THE LINEUP AT RUTHERFORDMARINE.CO.ZA

Daar kan heelwat op 'n 3.2m opblaasboot gepak word. Selfs ons spanjoel hengel saam

Baarshengel vanaf 'n OPBLAASBOOT

Soos die ekonomie sy greep al stywer trek, raak dit vir baie van ons al moeiliker om kop bo water te hou, veral as dit by ons geliefde stokperdjie, baarshengel, kom.

Ek sou niks meer wou hê as om teen 100 km/h oor die water te klief en so vinnig as moontlik by die volgende area uit te kom waar 'n groot baars dalk sou skuil nie. Maar vir baie van ons bly daardie droom net dit - 'n droom.

'n Nuwe benadering

Die vraag is dus: wat doen 'n mens as jy steeds ernstig oor baarshengel is, maar nie 'n groot boot kan bekostig nie? Ná ek jare gelede weer eens byna met my waadpak (wader) onder die water verdwyn het, het ek besluit dat die manier van hengel baie gevare inhou. Dit was tyd om 'n veiliger, meer praktiese opsie te oorweeg. Ek het toe vir my 'n opblaasboot aangeskaf wat sonder twyfel een van die beste beleggings was wat ek nog gemaak het.

My wêreld van baarshengel het met daardie besluit handomkeer verander. Skielik was areas wat voorheen buite bereik was, maklik bereikbaar. Die hoeke waaruit ek vis kon teiken, het my vangste merkbaar verbeter. Die grootste

voordeel egter, was dat ek toegang gekry het tot damme waar groot bote nie toegelaat word nie.

Die voordeel van kleiner bote

Terwyl groot damme in Suider-Afrika toenemend druk ervaar met groot bote, kiefnette en selfs waterbesoedeling, bly baie kleiner privaatdamme onaangeraak. Hierdie damme ontvang selde hengeldruk en lewer dikwels verrassend groot vis op. As jy SA BASS se artikels oor hengeloorde volg, sal jy verbaas wees oor hoeveel van hierdie verborge juwele daar in ons land is.

Baie van hierdie privaat oorde laat slegs elektriese motortjies toe - en dis presies waar 'n opblaasboot in sy element is. Daar is min dinge so opwindend as om op 'n dam te hengel waar die baars nog nooit 'n plastiek-aas gesien het nie. In sulke waters byt hulle dikwels gretig. Ek het selfs al 'n 2kg baars gehad wat letterlik uit die water gespring het om my aas, wat oor 'n riet gehang het, uit die lug te gryp!





Ons kan 'n 3.2m opblaasboot en al ons hengeltoring in 'n Ford Kuga pak

Stilte, geduld en presisie

Een van die grootste voordele van 'n kleiner opblaasboot is die stil benadering wat dit moontlik maak. Met 'n stootstok (push pole) of 'n spaan, kan jy in vlak water amper geluidloos beweeg, iets wat groot bote eenvoudig nie kan doen nie.

Omdat ek altyd 'n klein anker by my het, is ek geneig om langer op 'n area te bly en die area deeglik te werk. My ervaring is dat hengelaars met groot bote dikwels te vinnig beweeg en nie lank genoeg op 'n area fokus nie.

Ek onthou 'n dag op een van ons bekendste damme: ek het gewag dat 'n groot boot 'n produktiewe area verlaat. Twintig minute later, toe sy buiteboordmotor begin dreun, het ek rustig nader beweeg, my sleepmotor afgeskakel en met my stootstok in die gebied ingedryf. Ek het eers rustig toebroodjies geëet en die vlak water dopgehou. Ná sowat twintig minute sien ek skielik 'n maalkolk tussen die riete en skaars twintig meter van my af!

Ek het my stok, gelaai met 'n Mr Jumbo grub aan 'n Texas-strop gegryp, en met 'n onderarm-gooi die aas presies daar laat land waar die maalkolk was. Voor dit behoorlik water getref het, het die groot wyfie die aas gegryp.

Daardie oomblik het my weer herinner: 'n opblaasboot dwing jou tot geduld en dis iets waarvan ons baarshengelaars nooit genoeg kan hê nie.

Die speelveld gelykmaak

Tydens 'n besoek aan Rhenosterkopdam saam met 'n goeie vriend wat 'n groter opblaasboot besit, het ons weer gesien hoe doeltreffend hierdie bote kan wees. Ons kon diep tussen die digte gras en dekking inbeweeg; plekke waar groot bote eenvoudig nie kon kom nie. Hoewel sy 15pk-motor ons nie so vinnig as die groot bote na 'n area geneem het nie, het ons uiteindelik heelwat meer baars gevang as hulle.

Opblaasbote kry jou nader aan areas waar die groter baars skuil

Watter boot is reg vir jou?

Opblaasbote het beperkte beweegruimte, en om vanuit 'n sittende posisie te hengel, kan uitdagend wees. As jy oorweeg om een aan te skaf, is daar 'n paar vrae wat jy eers moet beantwoord:

1. Kan ek die boot self opslaan sonder hulp?
2. Is dit van duursame materiaal gemaak?
3. Kan ek opstaan en hengel sonder om my balans te verloor? (Baie modelle is nie hiervoor ontwerp nie.)
4. Hoeveel pakkplek het ek nodig vir my toerusting?
5. Hoeveel mense gaan saam hengel, en hoe groot moet die boot dus wees?
6. Gaan ek 'n petrolmotor, elektriese motor, of albei gebruik?
7. Watter spoed wil ek op die water bereik, en hoe ver moet ek beweeg?
8. Watter waarborg bied die vervaardiger?
'n Lang waarborg is 'n teken van vertroue in hul produk. Bote wat se nate gegom is trek maklik los wanneer hulle te lank in die son staan. Goeie bote word deesdae met 'n hitteproses vervaardig en kan vir jare hou.
9. Het ek 'n skipperlisensie nodig? (Enige buiteboordmotor van 15 pk of minder vereis nie 'n lisensie nie.)
10. Het ek 'n sleepwa nodig om die boot te vervoer of kan ek hom opgevou in my motor laai?

Ons laai 'n 3.2m boot met gemak in 'n Ford Kuga.

Daar is natuurlik nog baie faktore om te oorweeg, maar een ding is seker: hengel vanaf 'n opblaasboot is een van die mees genotvolle en bekostigbare maniere om die sport te beleef. Dis prakties, rustig en dikwels besonder produktief.

As jy dus 'n goedkoper en eenvoudiger opsie oorweeg, sal jy gou besef - dis dalk die beste belegging wat jy ooit in jou hengeltokoms kan maak.

Geniet die hengel! 🐟

**Philip Kemp is 'n gesoute swartbaarshengelaar en assistent-redakteur van SA BASS.*



Ons laai tot 10 vissstokke op ons opblaasboot

MLF Toyota Series Championship 2025

Grand Lake, Grove, Oklahoma, Nov 6 - 8, 2025. Presented by Phoenix Boats



While MLF’s international partners have been sending anglers to the Toyota Series Championship for many years, and some have seen success, there’s never been an international champion until now. Representing MLF Italy, Giovanni Ceccarelli earned the co-angler win in the Toyota Series Championship Presented by Phoenix Boats on Grand Lake with a 27-pound, 2-ounce (±12.3kg) total on 14 bass.

For his win, Ceccarelli earns a new Phoenix boats package, which could be a little problematic considering that shipping to Italy has got to be a lot for a boat. Still, regardless of how feasible delivery of a new bird is, he’s going home with the experience of a lifetime.

An electrician in Italy, Ceccarelli had never been to the United States before travelling across the Atlantic, and then half the country, to Grove, Oklahoma. But, if you’re up on the scene in international fishing, you know they can catch ‘em in Italy – and as they say, a bass is a bass.

“This is my first time to come to the US,” Ceccarelli said. “Grand Lake is amazing. I felt like there was a huge population of bass. It’s really difficult to outsmart the fish here because there is clear water, muddy water, a lot of different conditions. In Italy, we have small lakes, small fisheries, so you need to select the perfect spot and the right technique, whereas in the US, you have to cover a lot of water and fish fast.”

Fishing behind different pros each day, Ceccarelli used three distinct techniques.

“I had three different days, and three different anglers; fortunately, I managed to make the best of every day,” he said. “The first day, the wind was strong, so I decided to throw an umbrella rig. The second day, I caught them on a jig, because they were on structure. The third day with tough fishing conditions, I used a weightless Senko.”

On the first two days, Ceccarelli limited, and he caught four on the final day, which moved him up from fourth to the win.

“It feels amazing, I think it’s unbelievable, but we did it,” he said. “It’s amazing to have won a Phoenix. I want to say thanks to my sponsors BPK Customs and Plus Fishing, and my family, and friends and fishing teachers, who are amazing.”

On the pro side, Luca Vittorio Della Ciana of Italy won the International Division at the 2025 MLF Series Championship. He secured a bonus of \$10,000 and earned a spot in the 2026 REDCREST Championship on Table Rock Lake.



List of International Pro-angler Champions (Nov'23)



List of International Co-angler Champions (Nov'23)

Four anglers, Pieter & Joe Khourie, Rob & Devon Marshall, represented MLF South Africa this year at the 2025 MLF Series Championship. They won their slots at the MLF RSA Shootout and at the MLF Africa Cup Challenge.

For regular MLF South Africa updates, photos, tournament results, visit our website www.mlfsouthafrica.com

Top 3 co-anglers			
1	Giovanni Ceccarelli	27,2 lbs (14 fish)	\$33,500
2	Jeremy Bouldin	26,4 (10)	
3	Michael Luckey	25,2 (11)	

100% UV PROTECTION



It's clear to see why Ballistic eyewear is the first choice for outdoor sporting apparel. Designed, developed and put to the test, Ballistic eyewear meets the strict USA and Australian standards, ensuring protection from all the elements. With 100% UV protection, UV400 A, B & C and Bio Resin frames, you can face any outdoor sport in style and comfort.

Because lets face it, when you're conquering the outdoors, quality, protective eyewear simply makes sense. So choose ballistic eyewear for your next adventure and see for yourself.

www.ballisticeyewear.co.za



1MM POLARISED
LENSES



BIO RESIN
FRAME



100% UV
PROTECTION

Ballistic 
POLARIZED EYEWEAR

DIE JAARLIKSE SA BASS HENGELNAWEEK

KOUE WEER, WARM GEES

Elke jaar is daar een naweek waarna ons almal uitsien - die groot baarsnaweek waar vriende, stokke, bote en baie stories saamkom. Dis 'n tradisie wat al agt jaar aan die gang is, en al verander die weer, die manne wat saamgaan en tegnieke van jaar tot jaar, bly een ding dieselfde - die kameraadskap.



Alwyn en Ronaldo Rautenbach

>> Philip Kemp*

Ons geliefde SA BASS Mannenaweek, 2025, het met 'n stywe kouefront begin. 'n Koue wind het oor Little Long Creek in die Noord-Oos Vrystaat gewaai en die temperatuur het skaars bo twintig grade geklim. Die son het net kort-kort sy gesig gewys, en van die manne moes maar hul hande op stadiums in hul baadjiesakke druk tussen die gooi en inkatrol. Dis daardie tipe weer wat selfs die gehardste hengelaar laat

twyfel; maar soos altyd, het ons vasgebyt want hengel is mos lekker!

'n Getroue span

Soos die tradisie maar is, het Curt Dusse, wat nou al vir agt jaar nie een van hierdie uitstappies misgeloop het nie, weer sy boot gelaai en sy seun Fernand Dusse saamgebring. Dis altyd iets besonder om te sien hoe pa



Alwyn Rautenbach is nie net 'n barberkenner nie



Die manne is oppad



Curt Dusse met 'n mooi baars wat hy met 'n rattlettrap gevang het

en seun saam op die water is - die geduld, die geselskap, en natuurlik die kompetisie tussen hulle!

Sephus Alberts, altyd met 'n glimlag en 'n nuwe aas om te toets, was daar met sy kenmerkende entoesiasme. Philip Semor het weer gesorg vir die lekker-lag saans om die braaivleisvuur; sy storievertelvermoë is amper so indrukwekkend soos sy vermoë om 'n groot baars aan die hoek te kry.

Jan Venter en Kobus Espach, albei ervare hengelaars, het hul bekende presisie en kalmte op die water gewys. Kobus is nuut in die groep, maar veral bekend vir sy vermoë om stadig en deeglik te werk; iets wat hierdie naweek beslis beloon is aangesien die koue toestande vinnige visvang onmoontlik gemaak het. Jan daarenteen het sommer met die intrapslag die eerste baars van die naweek gevang.

Nick van Zyl, 'n bekende hengelgids en 'n man met 'n fyn aanvoeling vir die water, het sy kennis vrylik met die hengelaars gedeel, terwyl Ronaldo Rautenbach van Local Glide weer van hom laat hoor het - nie net deur sy indrukwekkende hengelwerk nie, maar ook deur die kort, insiggewende kursus wat hy oor "glide bait"-hengel aangebied het. Sy pa, Alwyn Rautenbach, was natuurlik saam en het met trots gesien hoe sy seun se kennis en passie die groep inspireer. 'n Kursus wat die moeite werd was.

Ronaldo se "glide bait"-demonstrasie was een van die hoogtepunte van die naweek. Ten spyte van die koue het almal nadergestaan toe hy vir ons verduidelik het hoe belangrik spoedbeheer, stok en hengelaksie en visuele waarneming is met "glide bait"-hengel. Hy het gewys hoe subtiele bewegings 'n groot verskil kan maak, veral in koue water wanneer baars traag is en nie geneig is om vinnig agter aas aan te swem nie.

Die manne het vinnig besef dat hierdie tegniek nie net vir warm somerdae bedoel is nie. Ronaldo het dit beklemtoon: 'n "Glide bait" kan selfs in koue water werk; jy moet net die tempo en aksie verstaan.

Sy sessie het nie net nuwe kennis gebring nie, maar ook 'n klomp nuwe idees vir toekomstige hengeluitstappies.

Die weer en die baars

Die koue weer het beslis sy merk gemaak. Die watertemperatuur het vinnig gedaal, en die baars het in dieper water ingetrek. Die byt was skaars, en wanneer daar wel aktiwiteit was, was dit liggies en versigtig. Hierdie tipe toestande toets elke hengelaar se geduld en tegniek; elkeen moes stadig, presies en met fyn aanvoeling werk.

Tog het daar deur die loop van die naweek enkele pragtige visse uitgekam. Die skrywer het die laaste oggend in reënerige weer 'n besonders mooi baars van net oor die twee kilogram geland. Kobus Espach het ook gewys dat swaaiemme nooit vergeet moet word as die wind opsteek nie deur 'n mooi baars te land. Curt Dusse het ook nie op hom laat wag nie en met 'n harde liplose kunsvis (Rattle Trap) ook 'n mooi baars geland.

Meer as net visvang

Wat hierdie naweek so uniek maak, is dat dit nie net oor die visvang gaan nie. Dis die gesels rondom die braaivleisvuur, die stories wat elke jaar langer word, en die koffie wat voor sonop gedrink word. Dis waar herinneringe en staaltjies gebou word, wanneer iemand sy aas in 'n boom vasgooi, of as daar 'n groot vis verloor word.

Curt Dusse het dit mooi opgesom toe hy gesê het: "Dis nie net oor hoeveel jy vang nie, dis oor saam met wie jy vang." En dis presies wat hierdie mannenaweek oor die jare heen suksesvol gemaak het - 'n liefde vir die sport, maar meer nog, vir die manne wat dit saam doen.



Die manne kuier lekker om die braaivleisvuur in die huis



Die skrywer het op 'n koue nat winderige oggend die baars van 2.4kg met 'n swaaiem gevang



Jan Venter was eerste op die bord met 'n mooi baars




Kobus Espach het gebruik gemaak van die mooier weer op die tweede dag



Little Long Creek sorg vir 'n mooi sonsondergang - die skrywer met 'n mooi baars



Philip Semor het die dag voor die naweek die mooi baars op 'n dam in Vrede gevang



Sephus Alberts

Dank aan ons borge

Geen artikel oor hierdie jaarlikse naweek sal volledig wees sonder erkenning aan die mense en besighede wat dit moontlik maak nie. 'n Groot dank aan Solly's Anglers Corner vir hul voortdurende ondersteuning; hul raad en produkte bly topklas.

Die Hengelvriend het weer gesorg dat ons van die beste hengelgerei in die land het, terwyl Itty's Baits en Zortex Baits betroubare en effektiewe kunsas voorsien het wat selfs in die koue water resultate gelewer het.

'n Spesiale vermelding aan Moondas in Brits vir hul hulp met logistiek en heerlike verversings, asook MK Fishing Academy wat altyd die belang van hengelonderrig en mentorskap beklemtoon. Laastens, dankie aan James Ralph Inc. vir hul bydrae en ondersteuning; sonder julle sou hierdie naweek nie dieselfde gewees het nie.

Laastens maar nie die minste nie – 'n hartlike dank aan Arthur en Anel de Villiers, die eienaars van Little Long Creek vir hulle gasvryheid.

Terugblik en vooruitsig

Teen Sondagmiddag het die son uiteindelik begin deurbreek. Die water het effens opgewarm en 'n paar laaste visse het nog uitgekóm - asof die natuur vir ons 'n klein afskeidsgeskenk wou gee. Soos ons die bote uit die water getrek het, was daar 'n gevoel van tevredenheid. Ja, die vis het moeilik gebyt, maar die naweek was steeds 'n sukses, want sukses word nie altyd in kilogram gemeet nie.

Die koue weer het die vis dalk stadig gemaak, maar dit het niks aan die gees van hierdie groep gedoen nie. Elke jaar herinner hierdie naweek ons waarom ons hierdie sport lief het: dit bring mense bymekaar, leer geduld, en hou die passie lewendig.

En soos ons aan die einde van die dag by die vuur gesit het, met koue hande maar warm harte, het iemand gesê: "Volgende jaar gaan die vis beter byt". En almal het net breed geglimlag, want ons weet, ons sal weer daar wees. 🐟

ERKENNING

Deelnemers:

Philip Kemp	Skrywer, hengelaar en organiseerder van die naweek
Curt Dusse	Die "ou getroue", agt jaar sonder om 'n enkele uitstappte te mis
Fernand Dusse	Jong hengelaar met talent, trots saam met Pa op die water
Sephus Alberts	Die man met altyd 'n nuwe aas en 'n storie
Philip Semor	Bekend vir sy humor en kundigheid
Jan Venter	Stil, gefokus en dodelik akkuraat
Kobus Espach	Meester van die stadige aanbieding
Nick van Zyl	Konsekwent, taktvol en altyd met 'n plan en natuurlik een van ons land se top hengelgidse
Ronaldo Rautenbach	Glide bait-spesialis van Local Glide, instrukteur van die naweek
Alwyn Rautenbach	Pa, mentor en 'n man met 'n sak vol kennis

**Philip Kemp is 'n gesoute swartbaarshengelaar en assistent-redakteur van SA BASS.*

BASICS FOR BEGINNERS

>> Hannes Lindeque



Heavy cover

Punch jigs are ideal for flipping or pitching in heavy cover like grass, brush, and timber.




Success

Patience and presentation matter most when you are bass fishing.



Tube baits

Tube baits can easily penetrate the thickest cover where bass will be searching for food.



Summer bass

For more summer bass, a faster retrieve with occasional pauses can imitate a fleeing baitfish.



Jerkbaits

Nothing irritates a bass more than a jerkbait just sitting there in mid water.




Hot tip

Match your spinnerbait's skirt colour to forage.

Best time

- Late afternoon is often the prime window to go bassin'.



Frogs

- By slowing down over, or dropping the frog into pockets you can often trigger strikes from following fish.





Die Haldesaal LONNIE STANLEY (1945-2021)

In die wêreld van professionele baarshengel is daar min name wat soveel respek afdwing soos Lonnie Stanley - die man wie se passie, vernuf en ondernemingsgees 'n generasie hengelaars beïnvloed het.



Lonnie Stanley

>> Philip Kemp*


Hy was nie net 'n uitstaande toernooihengelaar nie, maar ook 'n pionier wat die kuns van swailemme en loodkoppe tot op 'n nuwe vlak geneem het. Lonnie Stanley het nie net vis gevang nie, hy het geskiedenis gemaak.

Van Texas tot toppers in die wêreld

Lonnie Stanley is in 1945 in Baytown, Texas gebore en het daar grootgeword. Texas is bekend vir sy groot baars, groot damme en nog groter persoonlikhede. Reeds van kleins af was hy versot op hengel, en sy natuurlike nuuskierigheid oor hoe kunsas werk, het gou 'n lewenslange passie geword. Hy en sy aanstaande vrou, Patsy, het ook ure saam spandeer op die oevers van die bekende Sam Rayburn.

In die 1970s, toe professionele baarshengel begin groei het danksy legendes soos Ray Scott en die Bass Anglers Sportsman Society (B.A.S.S.), het Lonnie besef dat daar ruimte was vir vernuwing. Hy wou kunsas ontwerp wat nie net vis vang nie, maar wat hengelaars beter maak, en só is Stanley Lures gebore.

Die Ribbet
geraas-aas



Stanley Lures – 'n Handelsnaam wat legende geword het

Deur die 1980s het Stanley Lures een van die mees gesogte handelsname in Amerika geword. Sy swailemme en loodkoppe het letterlik deel uitgemaak van elke hengelaar se viskas. Die sukses van die produkte was nie toevallig nie, dit was die resultaat van Lonnie se eindelose toetse, kreatiewe denke en toewyding aan detail.

Wat Stanley se kunsas besonders gemaak het, was sy vermoë om dit prakties te toets in hengeltoernooie. Hy het self gesien hoe die loodkoppe (jigs) onder verskillende toestande werk, in helder of modderige water, op verskillende dieptes en temperature, en sodoende het hy elke keer die kleinste veranderinge aangebring om dit perfek te maak.

Die Stanley Vibra Shaft Spinnerbait en die Stanley Wedge Blade Jig het in daardie tydperk sinoniem geraak met sukses. As jy 'n hengelaar in die 1980s was, het jy eenvoudig nie sonder 'n Stanley-aas gaan hengel nie.

Sy professionele loopbaan

Lonnie Stanley was nie net 'n suksesvolle vervaardiger nie – hy was 'n mededinger van formaat. Gedurende sy loopbaan het hy aan honderd-vier-en-twintig B.A.S.S.-toernooie deelgeneem, met vyf verskynings in die Bassmaster Classic – die kroonjuweel van professionele baarshengel.

Sy prestasies sluit in dertien Top-10-posisies en een oorwinning op die B.A.S.S.-reeks. Maar sy invloed het baie verder gestrek as net die toernooipodium. Sy styl van hengel, veral met swailemme (spinnerbaits) en loodkoppe, het 'n hele generasie hengelaars geleer hoe om met gevoel, geduld en presisie te hengel.

Stanley het dikwels gesê dat hengel nie oor geluk gaan nie, maar oor begrip: "As jy verstaan wat die vis doen en hoekom hulle daar is, dan is die res net tegniek."

'n Onderwyser van die

Een van die groot redes waarom Lonnie Stanley se naam so geliefd was, was juis omdat hy sy kennis so graag gedeel

Stanley
swailemme





Stanley loodkoppe is bekend vir hulle goeie kwaliteit

het. Hy was nooit die soort hengelaar wat geheime gehou het nie. Hy het geglo dat die bevordering van die sport en die onderrig van jong hengelaars net so belangrik is soos wen.

Toe ESPN die program "Sportsmen's Challenge" begin uitsaai, het Lonnie die geleentheid gebruik om sy ervaring met miljoene kykers te deel. Hy was mede-aanbieder van die program vir agtien jaar, en sy rustige, geselsende manier van verduidelik het hom een van die gewildste gesigte op Amerikaanse visvangtelevisie gemaak.

Kykers het van hom geleer hoe om spinnerbaits stadig oor grasbeddings te sleep, hoe om jigs teen rotse te laat hop, en hoe om visgedrag te lees volgens seisoen en watertemperatuur. Vir duisende jong hengelaars was Lonnie Stanley meer as net 'n hengelaar; hy was 'n mentor.

'n Man van innovasie en integriteit

Wat Lonnie onderskei het van baie ander hengelaars, was sy kombinasie van kreatiwiteit en nederigheid. Hy het nooit sy sukses kop toe gevat nie. Al het sy produkte wêreldwyd verkoop en miljoene gelok om sy tegnieke te volg, het hy altyd vasgehou aan sy Texas eenvoud en sy liefde vir die water.

Elke aas wat Stanley ontwerp het, was persoonlik getoets, dikwels deur homself. Sy fokus was altyd op balans, vibrasie, en natuurlike beweging. Hierdie benadering het hom laat uitstaan as 'n ware vakman eerder as net 'n vervaardiger.

Erkenning

In 2012 is Lonnie Stanley ingehuldig in die Texas Freshwater Fishing Hall of Fame, 'n welverdiende eer vir iemand wat nie net vis gevang het nie, maar ook 'n hele industrie gevorm het. Sy bydrae tot moderne kunsasontwerp, en sy nalatenskap as 'n leermeester en ambassadeur vir die sport, sal nog vir dekades voortleef.

Vir Stanley was sukses nooit net oor die gewig van sy vangste nie, maar oor die impak wat hy gehad het op ander. Sy passie het nuwe produkte geïnspireer, sy kennis het duisende verbeter, en sy nederigheid het hom geliefd gemaak onder sy mededingers.

Sy nalatenskap

Alhoewel Lonnie Stanley in 2021 oorlede is, leef hy in gees voort in elke hengelaar wat met swaaiemmen hengels,

Stanley se White-Twin-Spin-loodkop



elke jong visserman wat sy eerste loodkoppe gebruik het, en elkeen wat glo dat harde werk en passie altyd beloon word.

In die woorde van Stanley self: "Wanneer jy die regte aas ontwerp, voel jy dit nog voor die vis byt. Dis asof jy weet dit gaan gebeur."

Dis daardie gevoel, daardie intuïsie en geloof in jou kunsas wat Lonnie Stanley se naam vir altyd sal laat voortleef in die wêreld van baarsengel.

Hy was 'n kampioen, 'n uitvinder, en bowenal, 'n ware ambassadeur van die sport.

**Philip Kemp is 'n gesoute swartbaar-hengelaar en assistent-redakteur van SA BASS.*



Stanley se Y-Not



Lonnie het gereeld op die podium verskyn



CLUB MARINE
INSURANCE SPECIALISTS

CMI is an Authorised Financial Services Provider (FSP4430)

Since 1985 we've insured Bass boats, motors, trolling motors, electronics, fishing tackle and more. And we cover all Short-Term requirements.

Ask about our "I Forgot" cover!

GET A COMPARATIVE QUOTE TODAY!

CALL 0861 819 219 WHATSAPP 082 568 9344

FOLLOW US ON SOCIAL MEDIA

@ClubMarineInsurance

@clubmarinesa

www.clubmarinesa.com

EST. 1985

GEAR UP

THE LATEST FISHING ADDITIONS

The latest fishing additions on the market.



1. ZORTEX FLEXI TAIL

>> Something new from Zortex

The Flexi Tail is a soft, worm-style lure designed for those tough days on the water when the bite is slow and the fish are finicky. With its slender profile and subtle swimming action, it's the perfect choice for targeting bass near deep grass pockets, especially in heavily pressured waters. Whether you rig it Texas-style for a weedless presentation or finesse it with a Mojo rig, the Flexi Tail delivers a natural look and feel that draws strikes when other lures can't

2. ITTY'S SS G100

>> Available at leading fishing tackle outlets

The Signature GS100 Fluke/Shad Style Bait from Zimbabwe Legend Itty Nolli with extra salt content. Added salt for softness and reduced buoyancy from Itty Nolli. This lure is a must and one of the best kept secrets on local dams.

3. RAPALA FLOATER ELITE 85

>> Available at leading fishing tackle outlets

Built upon the legendary balsa design and proven, Wounded Minnow, action of the Original Floating.

The heavy duty constructed Floater Elite 85 is long casting and extremely versatile whether

you are casting or trolling, it performs at all rates of retrieve. Engineered with premium components and modern finishes. This bait floats and is long casting made out of balls with a wire through construction and VMC 75 series treble hooks.

4. MOLIX MUSCLE ANT

>> Available from all leading fishing tackle outlets

The compact size of the Muscle Ant is the perfect combination between design and functionality. It allows each angler to succeed in the most challenging fishing conditions, requiring a finesse spinnerbait presentation to catch more fish. It's an "innovation machine" full of exclusive features starting from the original Molix custom design, lead-free Zinc-Alloy head construction, and 17/7 stainless steel wire which is more flexible than standard stainless steel wires. The weight of the blades is calibrated to avoid overloading the spinnerbait, which immediately springs into action upon contact with water. The "fine cut" silicone skirt is assembled by hand, adding naturalness to the lure's swimming. The Muscle Ant is a Mike Iaconelli signature bait in a complete "Mike's tournament-tested" colour selection.

5. KVD OCHO 5"

>> Available from all leading fishing tackle outlets

The new Strike King Ocho soft plastic stickbaits are the real deal. The Ocho's unique eight sided design allows the bait to undulate, especially on the fall. Rugged weightless and pitched around cover, or rigged on a Carolina rig and pulled through the depths of the strike zone, the Ocho is sure to bring incredible action. The Ocho is made from the world's best blend of soft plastic ingredients! This allows the use of large amounts of salt yet keeps the bait soft and pliable. The coffee scent masks human scents and oils and increases longer bites increasing your hook-up chances.

6. STRIKE KING TOUR GRADE FLUOROCARBON

>> Available from all leading fishing tackle outlets

After years of research and development with Strike King's top-level pros and engineers, Strike King pulled out all the stops to give anglers the highest quality line possible, which is the most critical link between the angler and landing the fish. Starting from the beginning, Strike King Tour Grade Fluorocarbon line is made using the finest Japanese raw materials and uses a top-secret extrusion process to create a line that is easy to use, extremely manageable, and

6



7



incredibly tough. Each line size also features its own custom recipe, which provides unique qualities to make each size perform the best for its intended purpose.

Taking things another step further, each spool features an innovative "Sidewinder" spooling tool and tensioner, which allows anglers to properly spool reels without the help of another person or spooling device. Strike King also includes a pre-paid envelope in each package to recycle old fishing line and help protect our fisheries for future generations. Offered in a wide selection of sizes to handle anything from finesse fishing to heavy duty flipping, the Strike King Tour Grade Fluorocarbon line continues Strike King's legacy of "Tour Grade" fishing products.

7. DRT TINY KLASH

>> Available from Double Digit Angling

A scaled down version of DRT cult favourite swimbait, the Tiny Klash provides big bait anglers with a smaller option to more mimic forage species all across the country. When the original Klash was released, we declared it to possess the highest degree of engineering ingenuity and precision we'd ever come across in a swimbait. Now after a year of increasingly popularity and dozens of smaller fish across the world, DRT is ready to impress once again with the 6.6" Tiny Klash.

8



Unlike the original, the DRT Tiny Klash has only one sink rate - a "lo-float" which positions the body mostly under the water's surface with only the back of the bait out of the water. Otherwise, much of the bait remains the same in terms of the lip removal or use and the tail positioning - up or down. Most anglers fish the bait with the lip in choosing to either crank it down erratically to scrape over cover just slightly or retrieving it very slowly on the surface as a wake bait. Essentially, if you remove the lip it is going to fish like a glide bait capable of being fished very slowly and methodically or violently with rips of the rod's tip or increase in reel speed. Add a few tape weights such as Storm Suspend Strips and watch as the bait sinks slowly down.

8. HAYABUSA STOUTCHER SHOT

>> Available from all leading fishing tackle outlets

The free rig has been winning tournaments and landing pressured fish in Japan for a couple of years and has gained widespread tournament acclaim in the USA as well. Designed to be a hybrid Texas/Carolina rig the weight slides freely up the line, enabling the bait to fall as naturally as possible. The Stoutcher Shots tapered design reduces snagging and the swivelling eye helps reduce line twist.

BECOME A SUBSCRIBER MEMBER



WE ARE BASS FISHING.™

Join MLF's most successful and avid anglers who enjoy all that **BASS FISHING** has to offer.



Now it's even easier to sign up and receive a full year's subscription (6 issues) to **BASS FISHING MAGAZINE**

BASS FISHING magazine is only available in digital format outside the borders of USA

South Africa

Dam Levels



Here is a list of the latest water levels of some of South Africa's biggest water reservoirs.

Eastern Cape	68.4%	↑↓
Beervlei Dam	0.0%	0.0%
Bridle Drift Dam	90.5%	-2.6%
Darlington Dam	36.9%	-3.0%
Impofu Dam	46.7%	-0.8%
Wriggleswade Dam	99.5%	-0.3%

Gauteng	101.0%	↑↓
Bronkhorstspuit	100.3%	0.1%
Roodeplaat Dam	101.7%	1.3%

Kwa-Zulu Natal	92.5%	↑↓
Albert Falls Dam	93.5%	-0.4%
Bivane Dam	93.5%	-6.3%
Goedertrouw Dam	94.6%	-0.6%
Inanda Dam	100.6%	0.5%
Midmar Dam	94.4%	0.3%
Ntshingwayo Dam	78.8%	-2.1%
Pongolapoort Dam	90.5%	-3.0%
Spioenkop Dam	100.1%	-0.1%
Spring Grove Dam	71.2%	-4.7%
Wagendrift Dam	97.6%	3.2%
Woodstock Dam	97.6%	6.5%
Zaaihoek Dam	97.6%	-2.9%

Limpopo	81.0%	↑↓
Albasini Dam	95.8%	0.1%
De Hoop Dam	97.9%	-1.1%
Ebenezer Dam	96.1%	-0.4%
Flag Boshielo / Arabie	92.4%	-2.9%
Doorndraai Dam	100.0%	0.8%
Mokolo Dam	19.6%	-1.4%
Nandoni Dam	86.2%	-1.2%
Rust de Winter Dam	100.7%	0.2%
Tzaneen Dam	40.0%	-3.6%

Mpumalanga	92.7%	↑↓
Da Gama Dam	87.3%	-0.5%
Driekoppies Dam	84.8%	-1.1%
Grootdraai Dam	93.1%	-1.7%
Heyshope Dam	100.8%	0.5%
Injaka Dam	93.3%	0.1%
Jericho Dam	88.6%	-2.2%
Kwena Dam	77.4%	-5.5%
Loskop Dam	98.4%	0.0%
Middelburg Dam	86.4%	-1.9%
Morgenstond Dam	100.2%	-0.2%
Nooitgedacht Dam	93.9%	0.7%
Rhenosterkop Dam	97.5%	-0.9%
Vygeboom Dam	97.4%	-1.1%
Witbank Dam	98.6%	-0.5%

North West	97.2%	↑↓
Boskop Dam	101.7%	-0.2%
Buffelspoort Dam	100.3%	-0.4%
Hartebeespoort Dam	94.7%	1.2%
Klerkskraal Dam	106.3%	0.5%
Kosterrivier Dam	100.0%	0.0%
Molatedi Dam	98.2%	-2.2%
Roodekopjes Dam	79.5%	-4.2%

O.F.S.	97.3%	↑↓
Allemanskraal Dam	98.0%	2.7%
Bloemhof Dam	95.6%	-2.8%
Gariiep Dam	94.2%	-0.8%
Kalkfontein Dam	95.5%	-2.6%
Knellpoort Dam	98.8%	-0.8%
Koppies Dam	95.5%	-0.3%
Sterkfontein Dam	99.1%	0.1%
Vaal Dam	101.0%	-1.5%
Vaalrivier Barrage	101.0%	3.7%
Vanderkloof Dam	93.8%	-3.1%

Western Cape	85.8%	↑↓
Berg River Dam	97.5%	-2.4%
Brandvlei Dam	75.1%	-2.9%
Clanwilliam Dam	92.4%	-3.4%
Kwaggaskloof Dam	73.5%	-3.0%
Theewaterskloof Dam	80.1%	-4.5%
Voëlvlei Dam	96.2%	-3.6%

Levels on: 4-Nov 14-Oct
Average: 89.4% 90.5%

Lofrans!
WINDLASSER
THE ORIGINAL WINDLASS

Manufacturer
of windlasses
& anchor management
solutions



MAX
POWER
CONTROL TO THE MAX

Manufacturer
of boat thrusters
& maneuvering
solutions



LALIZAS
LifeSaving

Manufacturer
of safety equipment



ARIMAR

Manufacturer
of liferafts
& inflatable boats



Nuova Rade
Marine - Plastics Technology Experts

Manufacturer
of plastic accessories
for marine use



OCEAN
"FENDER", INNOVATION AND EXCELLENCE

Manufacturer
of boat fenders
implementing unique
technology




LALIZAS MARINE RSA

Lalizas Marine RSA (Pty) Ltd: 32 Carlisle Street, Paarden eiland, 7405, Cape Town, South Africa.
Tel: +27 21 510 4021, e-mail: rsa@lalizas.co.za, www.lalizas.com



**SOMEDAY YOU'LL TELL
YOUR LIFE STORY.
ONE FISH AT A TIME.**



Mercury 250 and 300hp Pro XS

Your best stories begin out here. Where the only thing on the line is what you can catch. And every cast is another chance to fill your memories with the fish of a lifetime.

**MERCURY ENGINES ARE MADE FOR EXPLORING.
SO ARE YOU. GO BOLDLY.**



MERCURY
GO BOLDLY.®

Rutherford

Marine

Exclusive Distributor of Mercury and MerCruiser

EXPLORE THE LINEUP AT RUTHERFORDMARINE.CO.ZA